



एक चरण दर चरण गाइड

GeM पर Surety Bond के लिए आवेदन कैसे करें

कुछ आसान स्टेप्स में अपना आवेदन जमा करें।

आपकी GeM बिड से लेकर बॉन्ड जारी होने तक, पूरी प्रक्रिया

शुरु करने से पहले

तेज़ प्रक्रिया के लिए योग्यता शर्तें

जब नीचे दी गई चारों शर्तें पूरी होती हैं, तो आवेदन सबसे तेज़, अक्सर 6 घंटे* के भीतर, आगे बढ़ता है।

01 एंटिटी टाइप

प्रोप्राइटर

GeM पर रजिस्टर्ड एकल स्वामित्व वाले विक्रेता।

02 खरीदार

**केंद्र सरकार के
मंत्रालय / PSU**

बिड किसी केंद्र सरकार के खरीदार द्वारा जारी की गई हो।

03 EMD राशि

≤ ₹50 लाख

अर्नेस्ट मनी या बॉन्ड राशि तेज़-प्रक्रिया सीमा के भीतर।

04 बिड की समय-सीमा

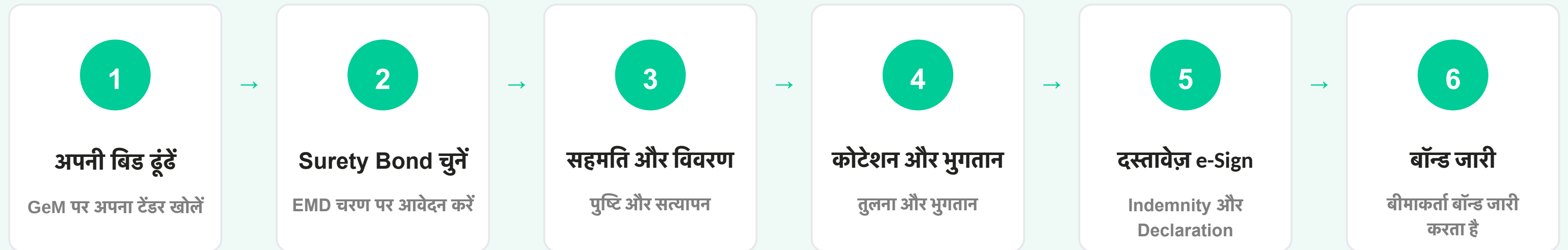
≥ 24 कार्य घंटे बाकी

बिड जमा करने की समय-सीमा आवेदन की तारीख से कम से कम 24 कार्य घंटे दूर हो।

*सभी चारों शर्तें पूरी होने पर अनुमानित तेज़-प्रक्रिया समय। इन शर्तों के बाहर के आवेदन सामान्य प्रक्रिया का पालन करते हैं।

एक नज़र में पूरी स्टेप्स

GeM पर कुछ आसान चरण, अपना Surety Bond चुनने से लेकर उसके जारी होने तक।



तैयार रखें: कंपनी के वित्तीय दस्तावेज़ और प्रोप्राइटर की CIBIL / CRIF जानकारी।

अपनी बिड ढूँढें अपनी बिड ढूँढें और Participate पर क्लिक करें

The screenshot shows the 'Bid Listing' page on gem.gov.in. The search bar at the top right contains 'Exact Bid Search' and 'GEM/2026/B/113748'. Below the search bar, there are three informational banners. The main content area shows a single bid record for 'GEM/2026/B/113748' with details like 'Items: dell4', 'Quantity: 10', and 'Department Name And Address: Ministry of Petroleum and Natural Gas, NA'. A progress bar at the bottom of the bid record shows the current step as 'TECHNICAL BID'. A red box highlights the 'Participate' button, which is labeled with a red circle containing the number '2'. The left sidebar contains various filters for bid status, category, and type.

1 Ongoing Bids से बिड खोलें

2 Participate पर क्लिक करें

Surety Bond चुनें Surety Bond चुनें, फिर Apply for Bond करें

gem.gov.in

HOME > BIDS > MY BID > ONGOING BIDS

Bid Participation

- Catalogue Offering ✓
- Offer Price ✓
- Upload Documents ✓
- EMD/EPBG**
- Verify Bid Participation

Bid Details

EMD

Advisory Bank	EMD Amount (in INR)
AXIS BANK LTD	10000

ePBG

Advisory Bank	ePBG Percentage	Duration of ePBG required (Months).
AXIS BANK LTD	3.00	1

Please Select EMD Mode:

In Form Of BG

In Form Of Surety Bond

Please Select Surety Bond Mode:

Offline

Online

Surety Bond

[Know more about Surety Bond](#)

Bond Amount (In INR)

10000

1

2

3

APPLY FOR BOND

SAVE

1 'In Form Of Surety Bond' चुनें

2 मोड को Online करें

3 Apply for Bond क्लिक करें

पहचान की पुष्टि 'I Authorise' पर टिक करें, फिर Proceed

gem.gov.in

HOME > BIDS > MY BID > ONGOING BIDS

Bid Participation

Catalogue Offering

Offer Price

Upload Documents

EMD/EPBG

Verify Bid Participation

Bid Details

EMD

Advisory Bank
AXIS BANK LTD

ePBG

Advisory Bank
AXIS BANK LTD

Please Select EMD

Please Select Surety

Surety Bond
[Know more about S](#)

Duration of ePBG required (Months).
1

APPLY FOR BOND

SAVE

Consent for Surety Bond Application

You are being securely redirected to our technology partner, axiTrust, to process your Surety Bond application. To confirm your identity and secure your application, GeM will share the following details with axiTrust

SELLER COMPANY NAME Kits Ltd	REGISTERED EMAIL ki****4@gmail.com
PHONE NUMBER 98*****25	PAN NUMBER AS*****8H

I Authorise GeM To Share My Information With AxiTrust.

Why am I seeing this?
You clicked on 'Apply for Bond' in the EMD section of Bid . You are now being redirected to axiTrust's application portal for your Surety Bond.

WEB INFO [Terms of Use](#) ABOUT GeM [Introduction To GeM](#) NEWS & EVENTS [Newsroom](#) RESOURCES [GeM Handbook](#) TRAINING [LMS](#) NEED HELP? [FAQs](#)

1 'I Authorise' पर टिक करें

2 Proceed क्लिक करें

आगे बढ़ें जारी रखने के लिए OK क्लिक करें

The screenshot shows the 'gem.gov.in' website interface. A notification dialog box is displayed in the center, titled 'bidplus.gemorion.org says'. The message inside the dialog reads: 'Details have been successfully shared and you are being redirected to axiTrust website.' A red circle with the number '1' is placed over the 'OK' button in the dialog box. The background shows the 'Bid Participation' page with sections for 'EMD' and 'ePBG'. The 'EMD' section includes a table with columns for 'Advisory Bank' and 'EMD Amount (in INR)'. The 'ePBG' section includes a table with columns for 'Advisory Bank', 'ePBG Percentage', and 'Duration of ePBG required (Months)'. Below these tables are radio button options for 'Please Select EMD Mode' and 'Please Select Surety Bond Mode'. At the bottom right, there are buttons for 'APPLY FOR BOND' and 'SAVE'.

Advisory Bank	EMD Amount (in INR)
AXIS BANK LTD	10000

Advisory Bank	ePBG Percentage	Duration of ePBG required (Months)
AXIS BANK LTD	3.00	1

1 पुष्टि पर OK क्लिक करें

आवेदन शुरू करें अपना विवरण देखें और शुरू करें

gem.gov.in

GeM Government Marketplace | Surety Bond Application

powered by axiTrust

You have been securely redirected from GeM. Your bid details were shared with axiTrust, GeM's technology service provider for Surety Bonds. Valid for 14:50 Back to GeM

Hello, Adesh Singh Verified

National Highways Authority of India is accepting Surety Bond as EMD for GeM Bid GEM/2026/B/TEST-PC1-08

PAN Number: AO*****F
Masked for security

Email Address: ade***@gmail.com
Updates will be sent here

Mobile Number: 98*****21
Masked for security

BOND VALUE: ₹ 100
Bid Bond - EMD

MINISTRY: Ministry of Road Transport and Highways

BENEFICIARY: National Highway Authority of India

BID START: 01-06-2026
BID END: 30-06-2026

I consent to axiTrust contacting me for sharing more information about Surety Bonds. I agree to the Terms & Conditions and Privacy Policy.

Apply for Surety Bond

Why Surety Bond?
A capital-efficient alternative to Bank Guarantees, issued by IRDAI-registered insurers.

- IRDAI Backed
Regulated and approved by IRDAI.
- No Capital Lock-in
Working capital stays free.
- Full Lifecycle
Bid, Advance, Performance & Retention.

1 अपना विवरण देखें

2 सहमति बॉक्स पर टिक करें

3 Apply for Surety Bond क्लिक करें

प्रोप्राइटर विवरण प्रोप्राइटर का विवरण भरें

gem.gov.in

GeM Government e Marketplace
Efficient • Transparent • Inclusive

Surety Bond Application

powered by axiTrust

Confirm Proprietor Details

Please fill Proprietor Details as per PAN Card for faster processing

Proprietor Details [Modify Proprietor details](#)

On file from a previous application. Confirm to continue, or Edit to re-enter.

First Name: A*** Last Name: S***

Proprietor Phone: 98*****21 Proprietor Email: ade***@gmail.com

Why we ask : Insurers require proprietor details in order to do credit assessment and premium pricing.

Continue & Verify

axiTrust Support
+91 9217334483
gem.support@axitrust.com

GeM Helpdesk
helpdesk-gem@gov.in
1800-419-3436 / 1800-102-3436
(9:00 am – 10:00 pm, Mon to Sat)

1 PAN के अनुसार नाम भरें

2 मोबाइल और ईमेल जोड़ें

3 Continue and Verify क्लिक करें

क्रेडिट जांच क्रेडिट जांच के लिए सहमति दें

The screenshot shows the GeM Surety Bond Application page. The main heading is 'Confirm Proprietor Details' with a sub-heading 'Please fill Proprietor Details as per PAN Card for faster processing'. A 'Proprietor Details' form is visible in the background. A 'Consent & Authorization' dialog box is overlaid on the form. The dialog box has a title bar with a close button. Inside, there is a checked checkbox with the text 'I agree to axiTrust's Terms & Conditions and Privacy Policy.' Below this, there is a paragraph of text: 'I consent to axiTrust Pvt. Ltd. collecting and processing my Full Name, PAN, Date of Birth, Mobile Number, and Email Address for the purpose of credit assessment, CKYC verification, and Surety Bond processing, including sharing with CERSAI, DigiLocker, and Insurance Companies as applicable.' Another paragraph follows: 'By clicking 'I agree' you voluntarily agree to provide your personal details, and you authorize 'axiTrust Private Limited' to obtain your credit profile/score from CRIF Highmark. You also agree to the following Terms & Conditions.' At the bottom of the dialog box, there are two buttons: 'Cancel' and 'Accept & Continue'. Red circles with the numbers '1' and '2' are placed over the checkbox and the 'Accept & Continue' button, respectively. Red boxes highlight the checkbox and the 'Accept & Continue' button.

1 'I agree' पर टिक करें

2 Accept and Continue क्लिक करें

क्रेडिट जांच OTP से सत्यापित करें

gem.gov.in

GeM
Surety Bond Application

powered by axiTrust

Confirm Proprietor Details

Please fill Proprietor Details as per PAN Card for faster processing

Proprietor Details [Modify Proprietor details](#)

On file from a previous application. Confirm to continue, or Edit to re-enter.

First Name Last Name

Verify your mobile [X]

Enter OTP

Enter 6-digit [1]

OTP sent to your entered mobile number. Resend in 29s

Cancel [2] Submit Application

Continue & Verify

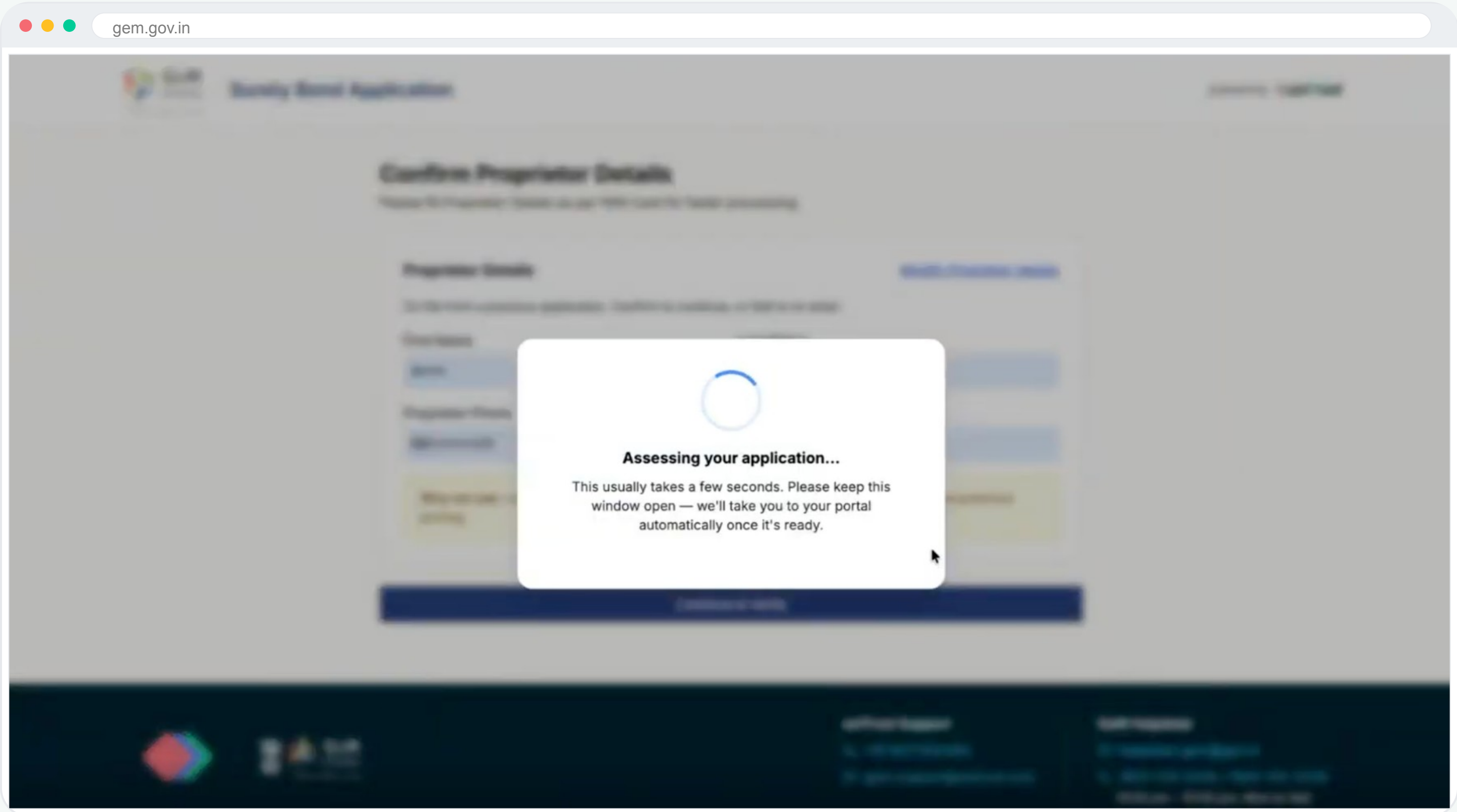
axiTrust Support
+91 9217334483
gem.support@axitrust.com

GeM Helpdesk
helpdesk-gem@gov.in
1800-419-3436 / 1800-102-3436
(9:00 am - 10:00 pm, Mon to Sat)

1 OTP दर्ज करें

2 Submit क्लिक करें

मूल्यांकन पात्रता और कोटेशन



1 कुछ नहीं करना है, पोर्टल अपने आप आगे बढ़ता है

कोटेशन चयन कोटेशन चुनें और भुगतान करें

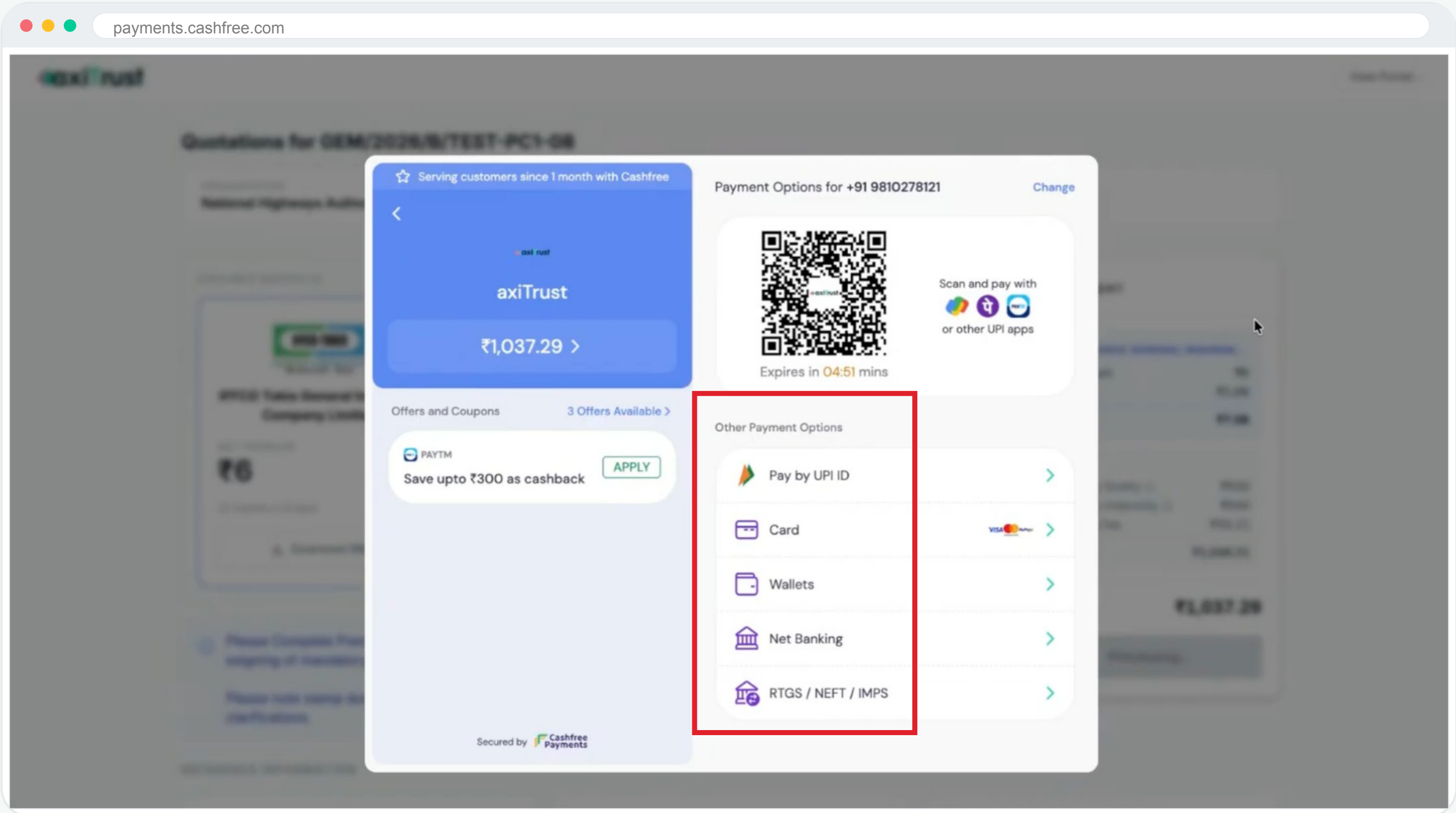
The screenshot shows the axiTrust portal interface for the bid GEM/2026/B/TEST-PC1-08. The page displays the organization as National Highways Authority of India, the bid number as BID-TEST-#-02, and the bid end date as 30-06-2026. Under the 'AVAILABLE QUOTES (1)' section, a quote from IFFCO Tokio General Insurance Company Limited is shown with a net premium of ₹6 and a 6% rate. A 'Download NBI' button is visible. To the right, the 'PAYMENT' section lists the risk premium of ₹6, GST of ₹1.08, and a subtotal of ₹7.08. Below this, the AXITRUST charges are listed: Stamp Duty Surety (₹500), Stamp Duty Indemnity (₹500), and Processing Fee (₹30.21), with a subtotal of ₹1,030.21. The total amount is ₹1,037.29. A 'Proceed & Pay' button is located at the bottom right. A blue information box at the bottom left contains instructions: 'Please Complete Premium payment to help us process your application. Once payment is successful we will begin esigning of mandatory document to facilitate bond issuance. Please note stamp duty is as per the prevailing laws, please call the helpline number shown below for any clarifications.'

1 बीमाकर्ता का कोटेशन चुनें

2 शुल्क देखें

3 Proceed and Pay क्लिक करें

प्रीमियम भुगतान प्रीमियम का भुगतान करें



1 भुगतान माध्यम चुनें

2 भुगतान पूरा करें

हस्ताक्षरकर्ता विवरण अधिकृत हस्ताक्षरकर्ता जोड़ें

gem.gov.in

axiTrust View Portal >

Application Received Quote Selection Online Payment **Signatory Details** Indemnity Signing Bond Issuance

Verify your details
Please review the details below and confirm the authorised signatory. We use these to generate your Surety Authorisation Letter and Indemnity Agreement.

Thank you for your payment. Please provide authorized signatory details to help us initiate document signing to facilitate bond issuance. You will receive esigning links after this step.

Adesh Singh Edit signatory
PAN: AODPS****F

EMAIL: adesh.singh@gmail.com PHONE: 9810278121

Review company details

Submitting...

1 हस्ताक्षरकर्ता भरें या जांचें

2 e-signing लिंक के लिए Submit करें

दस्तावेज़ e-Signing दो दस्तावेज़ों पर हस्ताक्षर करें

The screenshot shows the axiTrust e-signing interface. At the top, the URL is gem.gov.in. The axiTrust logo is on the left. A progress bar at the top indicates the following steps: Application Received (checked), Quote Selection (checked), Online Payment (checked), Signatory Details (checked), Indemnity Signing (active), and Bond Issuance. A green success message box in the top right corner says "Success! Proposal submitted".

Document signing 2 documents to sign
Open each document to e-sign with Leegality. Signing opens in a new tab; this page updates automatically once you're done.

Please Complete Signing of Indemnity and Authorization Letter. These documents are mandatory documents for the Insurer to issue bond. This page will refresh after you sign both the documents.

Indemnity Agreement Awaiting signature
AS Adesh Singh
adesh.singh@gmail.com
Sign now

STP Proprietor Declaration Letter Awaiting signature
AS Adesh Singh
adesh.singh@gmail.com
Sign now

1 Indemnity Agreement पर हस्ताक्षर करें

2 Declaration Letter पर हस्ताक्षर करें

हस्ताक्षर मोड चुनें हस्ताक्षर का तरीका चुनें

gem.gov.in

Leegality

How would you like to eSign your document?

1

Aadhaar eSign
Sign using your Aadhaar number. You will be redirected to an external website to validate your Aadhaar number.

Digital Signature Certificate Token
Sign using a DSC issued by your organisation. You will have to insert your DSC token in the upcoming steps.

1 मोड चुनें (Aadhaar eSign)

देखें और हस्ताक्षर करें दस्तावेज़ देखें और हस्ताक्षर करें

gem.gov.in

Leogality

Company Stamp

Company Name

Adesh Singh

name in signed document

Adesh Singh

Redirection for Aadhaar authentication

OTP will be sent to Aadhaar linked mobile/email.

Signed document will be sent to

adesh.singh@gmail.com

9810278121

1 I agree that:

By clicking this checkbox and the Sign Document button, I voluntarily agree to Aadhaar Sign the previewed document. I also agree to be redirected to an eSign Service Provider for carrying out an e-authentication using Aadhaar for issuance of a Digital Signature Certificate. I


2 Sign Document

1 'I agree' पर टिक करें

2 Sign Document क्लिक करें

Aadhaar e-Sign Aadhaar से पुष्टि करें

esign.proteantech.in




Grey Swift Private Limited has requested to Digitally sign the document
Transaction ID: d6efb240-0500-4500-91bf-b27c0ffcc958 dated 2026-06-23T00:30:27

Select a Language

1 Please click on the checkbox and enter Aadhaar / Virtual ID

I hereby authorize the Company, through its licensed e-Sign Service Provider (Protean eGov Technologies Limited) and its authorized technology partners, to:

- 1.** Use my Aadhaar / Virtual ID details (as applicable) strictly for the purpose of eSigning documents. I authorize the authentication of my identity through the Aadhaar Authentication system (Aadhaar-based e-KYC services of UIDAI) in accordance with the provisions of the Aadhaar Act, 2016, and the allied rules and regulations notified thereunder, and for no other purpose.
- 2.** Authenticate my Aadhaar / Virtual ID through OTP or Biometrics for the purpose of obtaining my e-KYC through UIDAI. I further authorize the use of my Photo and Demographic details (Name, Gender, Date of Birth, and Address) solely for the purpose of eSigning and generating the digital signature on the designated documents.
- 3.** I understand that the security and confidentiality of the personal identity data provided for Aadhaar-based authentication is ensured by the licensed e-Sign Service Provider and will be stored securely in accordance with the guidelines issued by UIDAI and applicable data protection laws from time to time.

2 VID/Aadhaar: 

3

[Click Here](#) to generate Virtual ID. [Download Instructions](#) to generate Virtual ID in lieu of Aadhaar.

Copyright © 2021 | Protean eGov Technologies Limited

1 Authorize for Aadhar use

2 Enter Aadhaar and Send OTP

3 Enter the OTP to sign

दस्तावेज़ डाउनलोड हस्ताक्षरित दस्तावेज़ डाउनलोड करें

The screenshot shows a web browser window with the URL `sign.leegality.com`. The main content area displays document information and an audit trail. The document details are as follows:

Document ID	01KVRB83NGA3D1SPJ6Q3WGV1V Y	23/06/2026 12:29 AM	Subham Pathy (subham@axitrust.com) INVITATION SENT
Stamp Document ID(s)	VV605AA069 (view more)	23/06/2026 12:30 AM	Adesh Singh (adesh.singh@gmail.com; 9810278121) OPENED
Name	INDEMNITY_AGREEMENT.pdf		
Last Activity Date	Jun 23, 2026		
Status	Completed	23/06/2026 12:31 AM	Adesh Singh (adesh.singh@gmail.com; 9810278121) SIGNED
Actions	⌵		
		23/06/2026 12:31 AM	Subham Pathy (subham@axitrust.com) COMPLETED

At the bottom of the interface, there are several buttons: "Delete my copy", "Save Document", "Download Audit Trail", and "Download Signed Document". The "Download Audit Trail" and "Download Signed Document" buttons are highlighted with a red box.

1 हस्ताक्षरित दस्तावेज़ और ऑडिट ट्रेल डाउनलोड करें

बॉन्ड जारी आपका बॉन्ड जारी हो गया

gem.gov.in

axiTrust View Portal >

Application Received Quote Selection Online Payment Signatory Details Indemnity Signing **Bond Issuance**

Your Bond is on Its Way

All documents have been signed and the insurer has been notified.
We're now coordinating with them to issue your surety bond.

What happens next?

- Your bond document will be sent to your registered email address once it's ready.
- Issuance typically takes 1-2 business days after all signatures are confirmed.
- You can track the status of your bond anytime from your Applications dashboard.

Go to My Applications

1 बॉन्ड आपके साथ साझा किया जाता है

2 My Applications से ट्रैक करें



इस तरह आप GeM पर श्योरिटी बॉन्ड के लिए अप्लाई करते हैं।